

2022 Hauser, Holter and Missouri River Fisheries Trends



Adam Strainer - FWP



Project Area

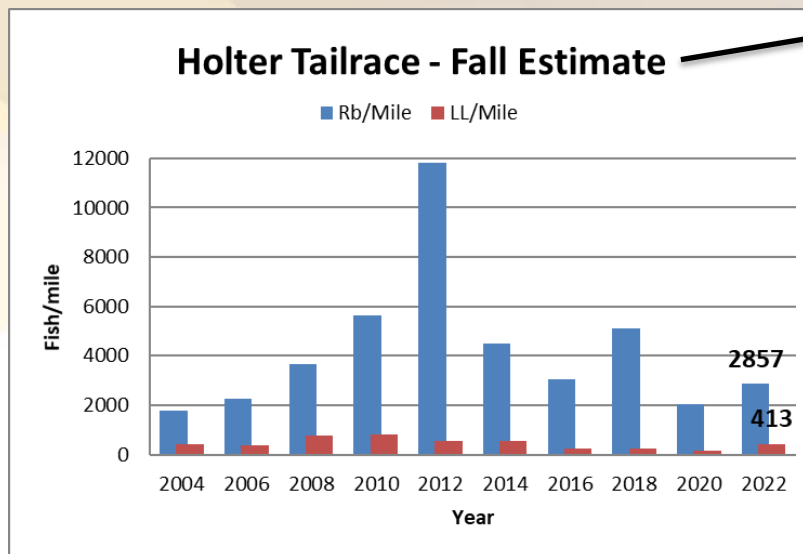


2022 – Longnose Sucker State Record



Missouri River Tailwater Surveys

Holter Dam Tailwater Estimate (w/ % Hatchery) & Hauser Dam Tailwater Creel



Year	RB % Hatchery
1986	19.3
1987	3.4
1993	14.8
2004	2.3
2006	1.3
2008	9.7
2010	9.9
2012	37.6
2014	27.9
2016	14.8
2018	15.4
2020	13.6
2022	4.6
AVE	13.7

Month	# Interv	Hours	RB	KOK	LL	WE	RB/HR	KOK/HR	LL/HR	WE/HR	# Boats
January	23	48.1	15	0	1	0	0.31	0.00	0.02	0.00	0
February	24	56.8	42	0	0	0	0.74	0.00	0.00	0.00	0
March	187	493.4	311	0	3	8	0.63	0.00	0.01	0.02	30
April	434	1480.7	1648	0	3	9	1.11	0.00	0.002	0.01	130
May	308	839.1	596	0	16	3	0.71	0.00	0.02	0.004	81
June	265	821.2	379	0	6	14	0.46	0.00	0.01	0.02	68
July	280	724.2	358	0	8	13	0.49	0.00	0.01	0.02	92
August	246	621.0	567	0	4	5	0.91	0.00	0.01	0.01	60
September	199	563.8	349	0	7	5	0.62	0.00	0.01	0.01	56
October	234	649.4	565	68	9	8	0.87	0.10	0.01	0.01	55
November	72	130	94	5	5	0	0.72	0.04	0.04	0.00	0
December	83	169.1	84	2	7	0	0.50	0.01	0.04	0.00	0
Totals	2355	6596.8	5008	75	69	65	0.76	0.01	0.01	0.01	572

% Released

RB = 90%
WE = 65%

Hauser Dam Tailwater Creel

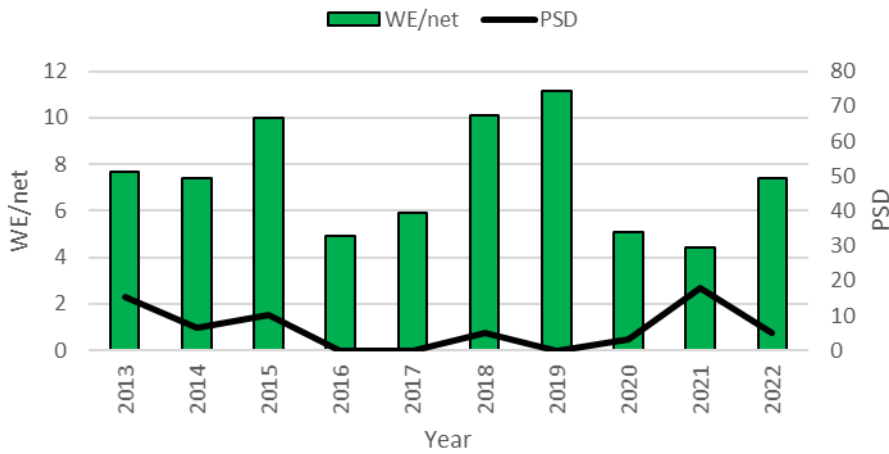
Missouri River Sec 10A (HA Dam to American Bar) = 74K Angler Days in 2020



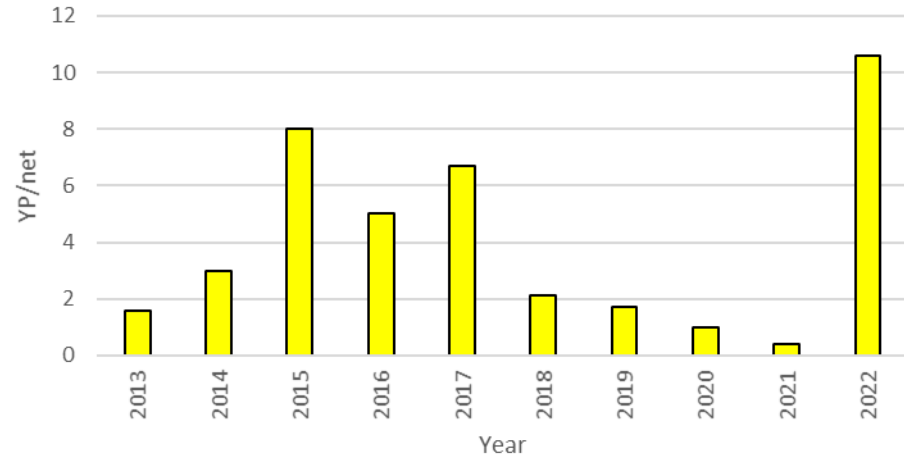
Hauser Reservoir - Annual Relative Abundance

Fall Gillnetting Surveys

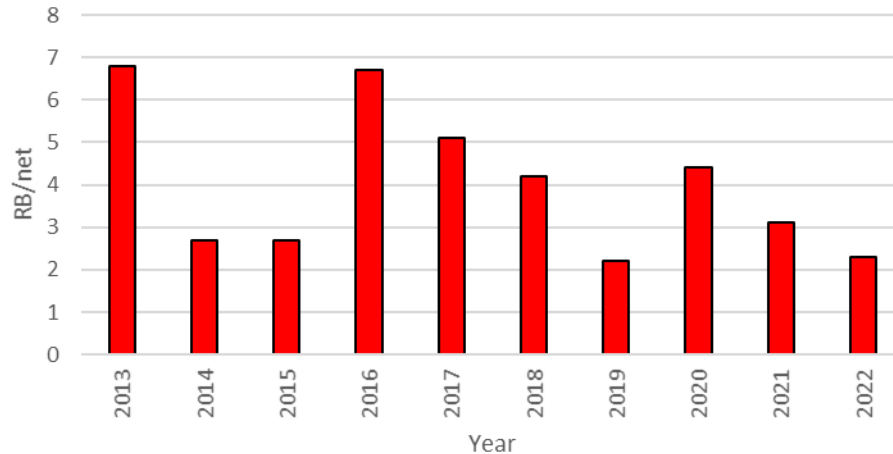
Hauser Walleye



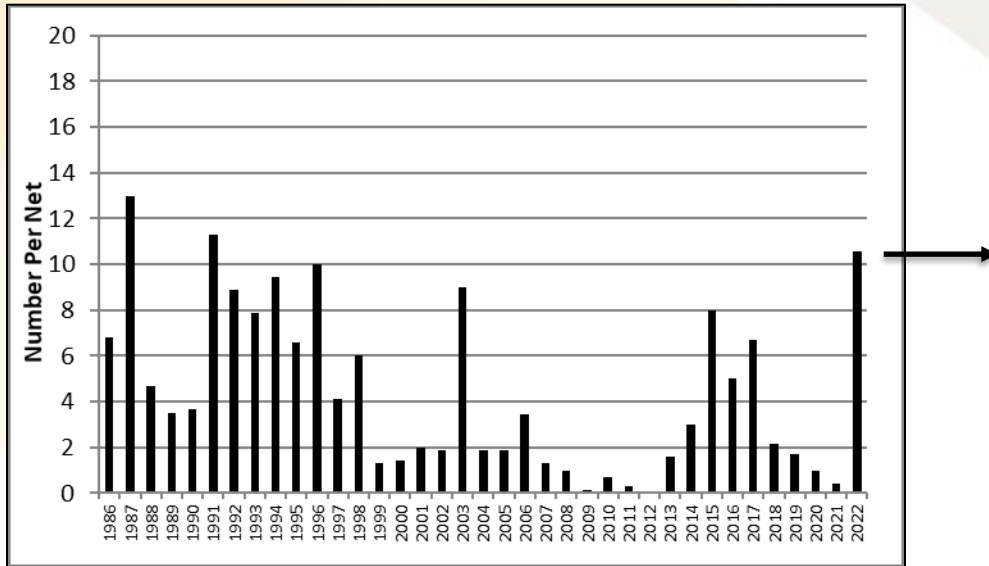
Hauser Yellow Perch



Hauser Rainbow



Hauser – Yellow Perch



3rd Highest on Record



Causeway Arm






October 2020



York



Helena North

Wild - October



100K

June 2020



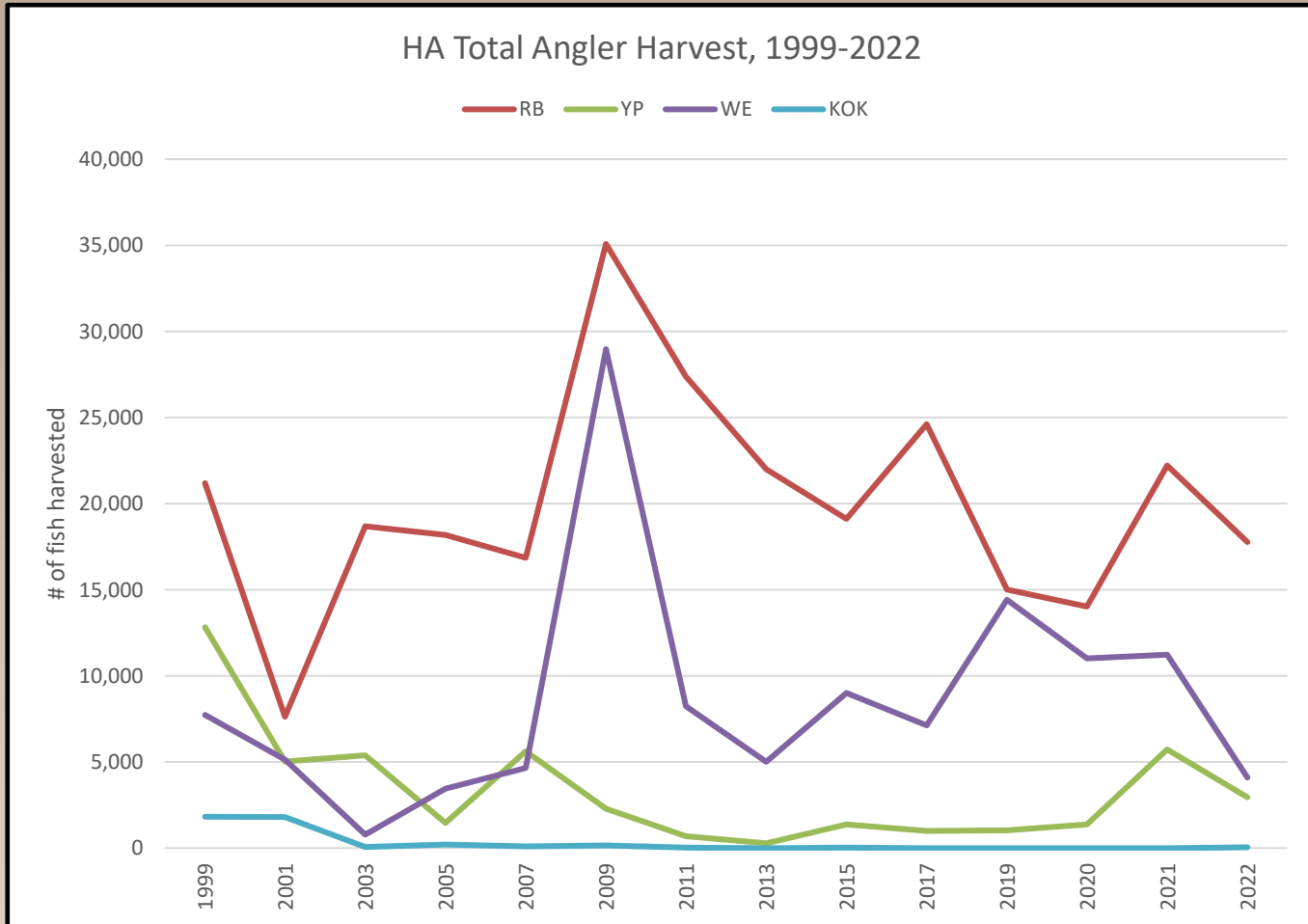
Canyon Ferry

284



Kokanee Salmon – Update

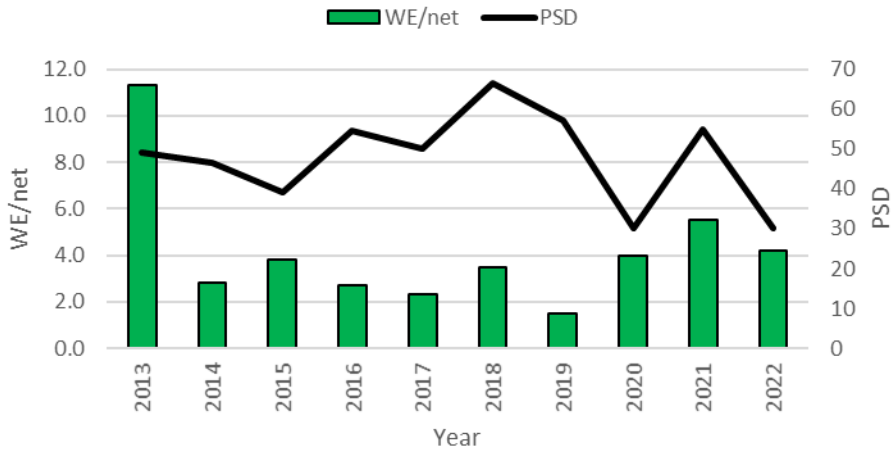
Harvest Estimates - Hauser



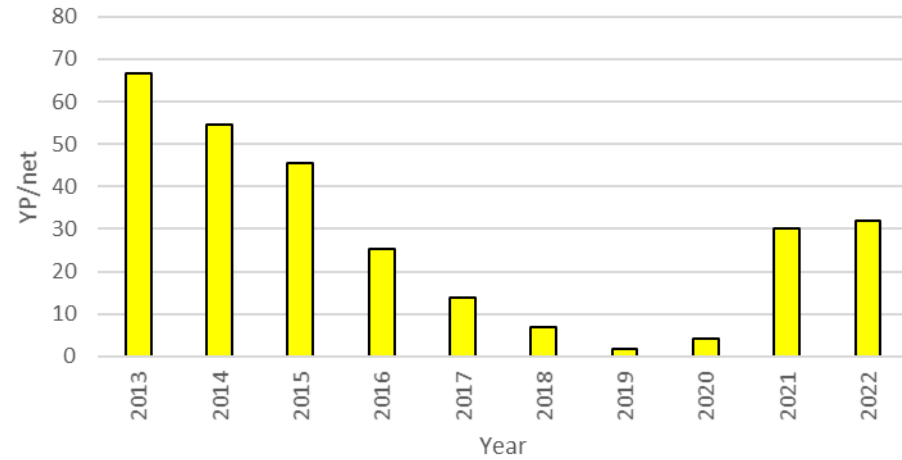
Holter Reservoir - Annual Relative Abundance

Fall Gillnetting Survey

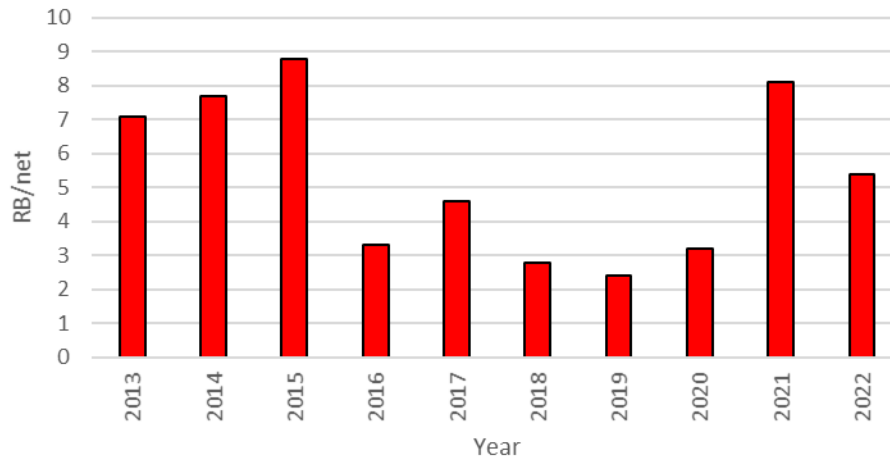
Holter Walleye



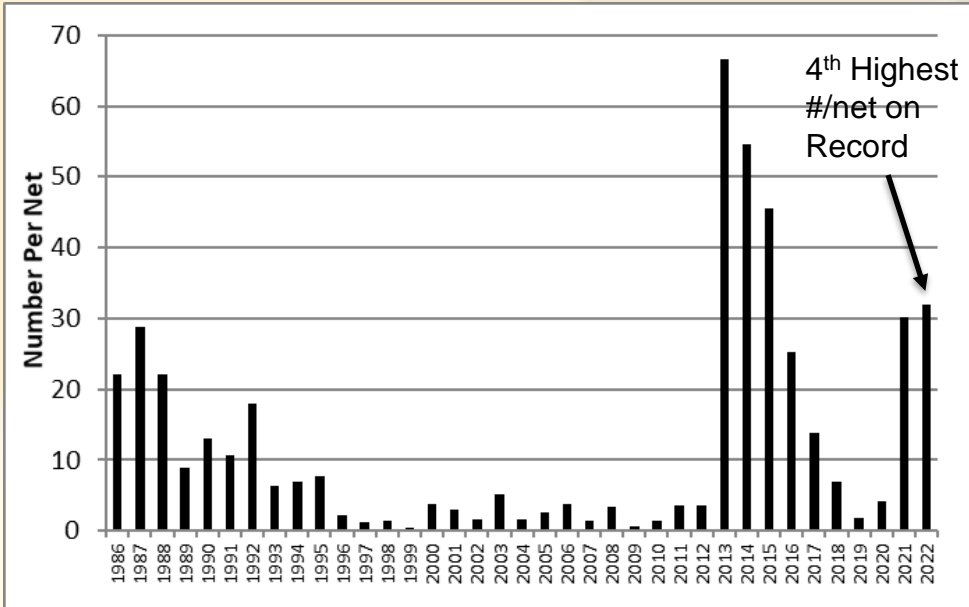
Holter Yellow Perch



Holter Rainbow




Holter –Perch



NEW REGULATION (Feb. 22, 2023):

25 daily and 50 in possession



Holter - Kokanee



Highest #/net since 2004



Holter - Northern Pike



Winter 2023

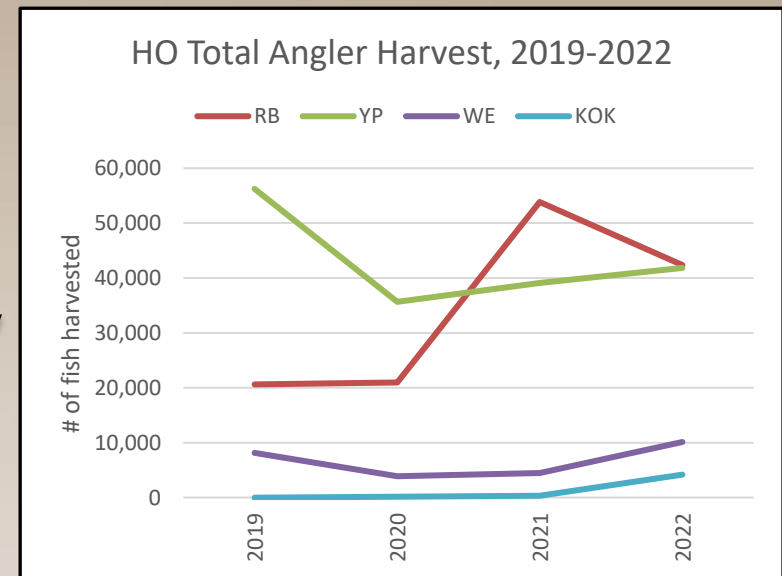
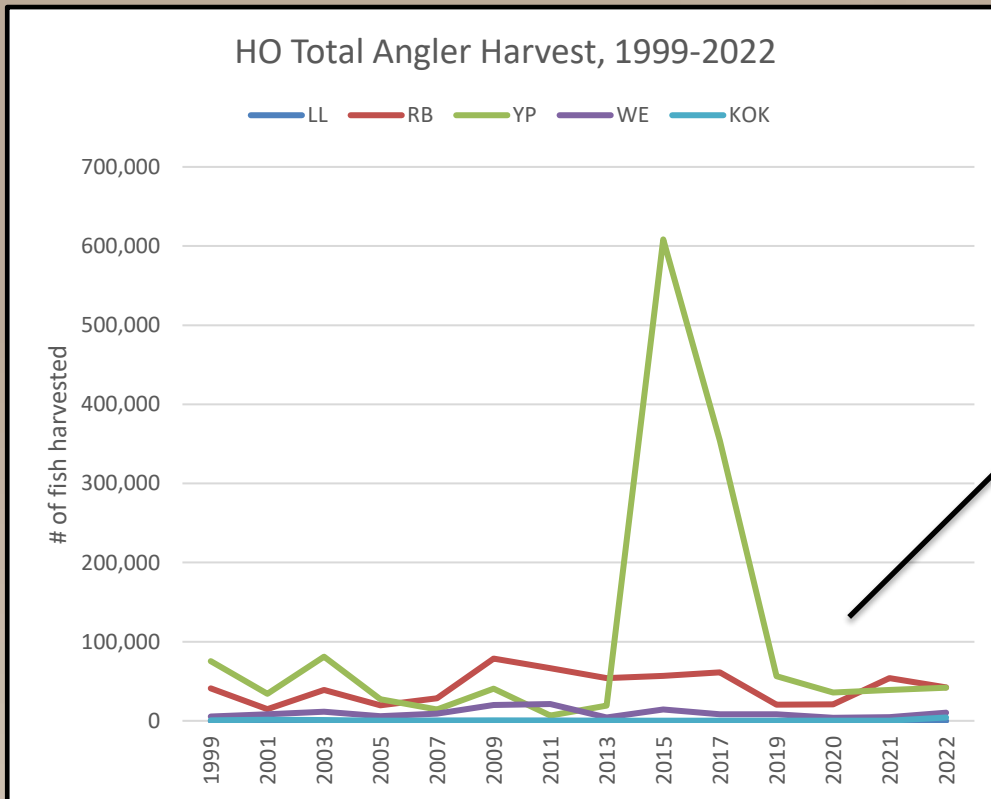


6th Consecutive Year Sampled – Spring

4th Consecutive Year Sampled – Fall



Harvest Estimates - Holter



Report Card

Canyon Ferry Reservoir				
	Goal	2020	2021	2022
WE	5 to 7 (PSD 30-60)	4.5 (22)	7.7 (29)	8.7 (26)
RB	4 to 6	4.5	3.9	3.6
YP	6 to 10	0.8	1.4	0.8

Hauser Reservoir				
	Goal	2020	2021	2022
WE	4 to 6 (PSD 30-60)	5.1 (3)	4.4 (18)	7.4 (5)
RB	3 to 5	4.4	3.1	2.3
YP	6 to 8	1	0.4	10.6

Holter Reservoir				
	Goal	2020	2021	2022
WE	4 to 6 (PSD 30-60)	4 (30)	5.5 (55)	4.2 (30)
RB	4 to 6	3.2	8.1	5.4
YP	8 to 12	4.2	30.2	32.0



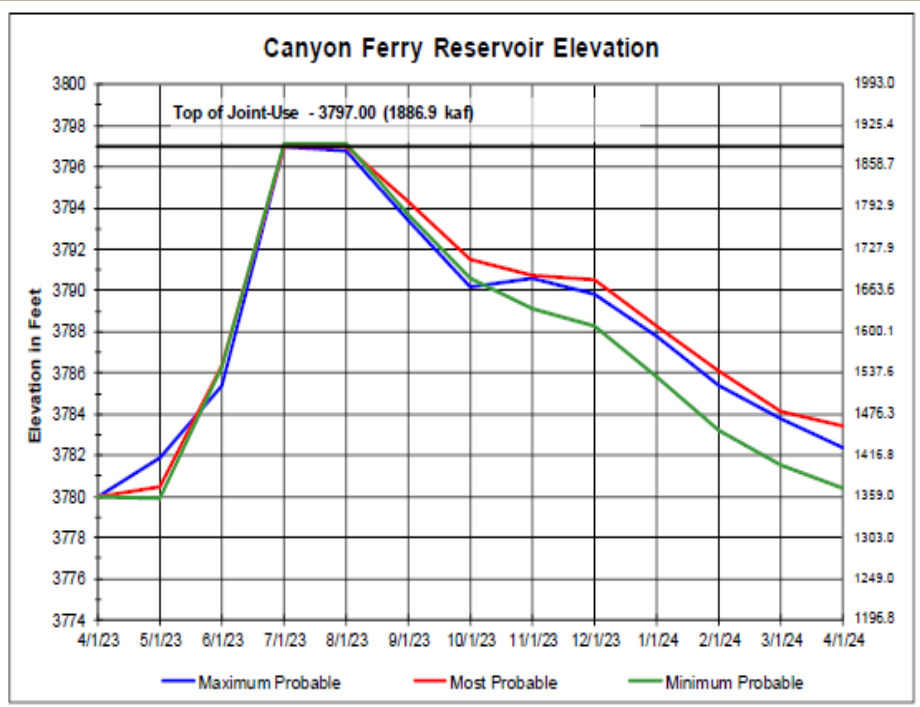
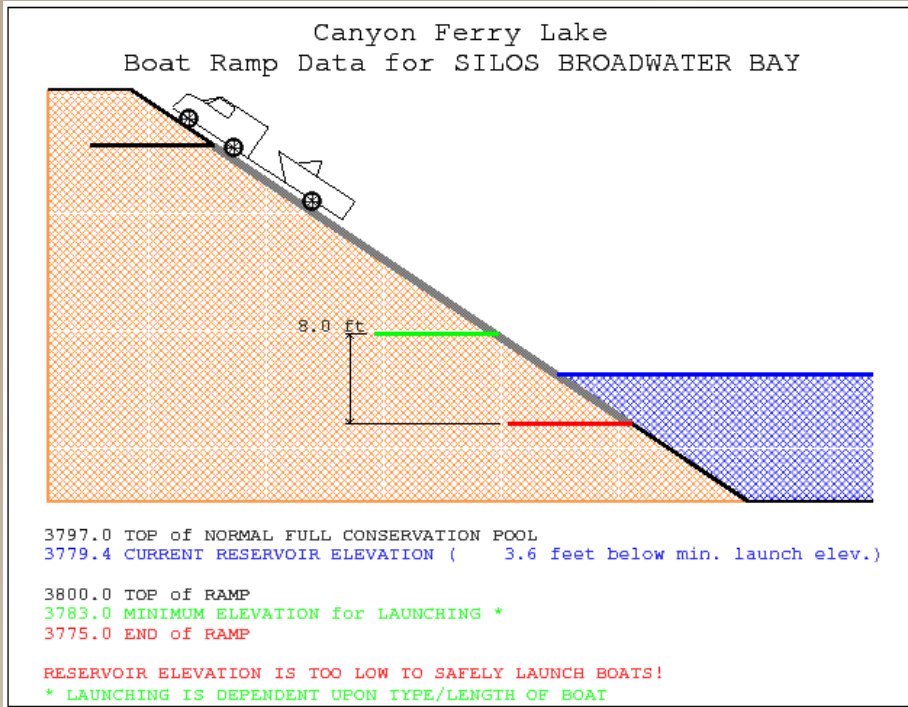
= within goal range



= above or below goal range



2023 CFR Water Forecast



Fill 'er up!!!



Thank You!!!

TEAM HARO

Troy Humphrey

Chris Hurley

Ashton Clinger



Questions?



Harvest Estimates - CFR

