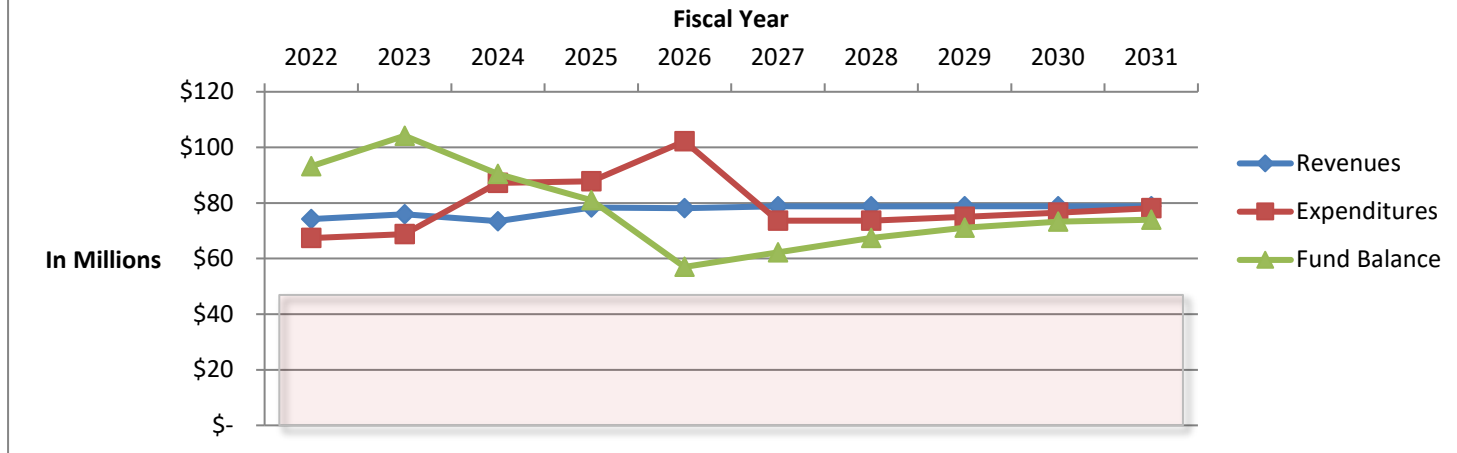


FWP General License Fund Balance 27 Session



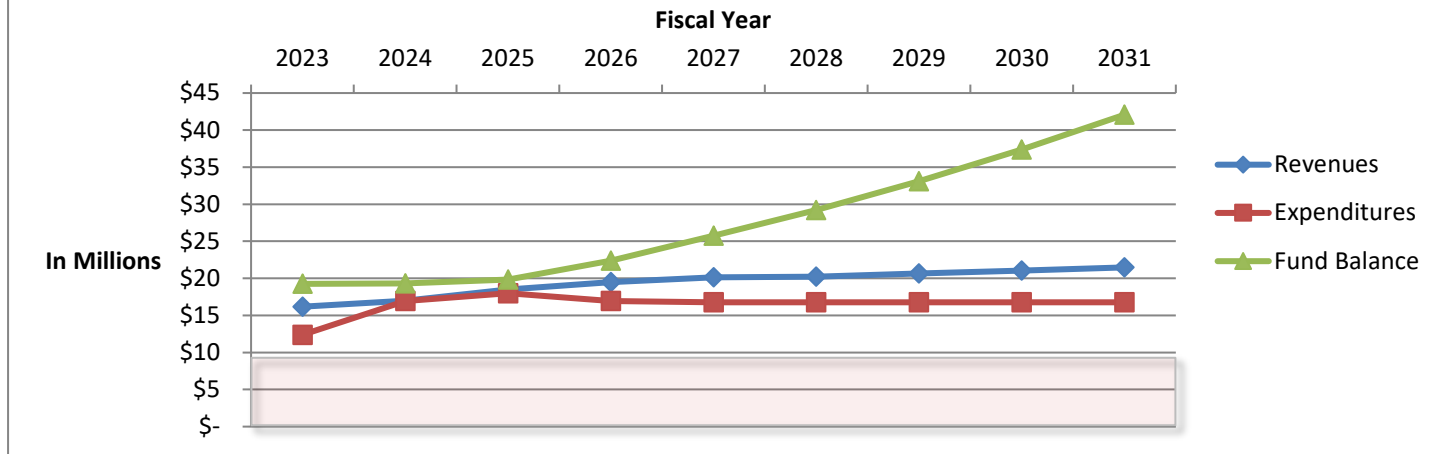
Fiscal Year	2022	2023	2024	2025	2026	2027	2028	2029	2030	2031
Revenues	\$ 74,156,531	\$ 75,898,414	\$73,458,828	\$78,409,936	\$ 78,148,390	\$ 78,768,769	\$ 78,770,737	\$ 78,770,033	\$ 78,770,033	\$ 78,770,033
Expenditures	\$ 67,369,156	\$ 68,827,521	\$87,227,326	\$87,782,342	\$102,194,533	\$73,578,145	\$73,578,145	\$75,049,708	\$76,550,702	\$78,081,716
Fund Balance	\$ 93,198,782	\$ 104,177,961	\$ 90,409,463	\$ 81,037,057	\$ 56,990,913	\$ 62,181,537	\$ 67,374,129	\$ 71,094,454	\$ 73,313,786	\$ 74,002,103

Notes:

Current HB 5 authority is split equally between fiscal years 2024 and 2025

HB 5 requests are split equally between fiscal years 2026 and 2027

FWP Parks & Outdoor Recreation Big 4 Fund Balance 27 Session



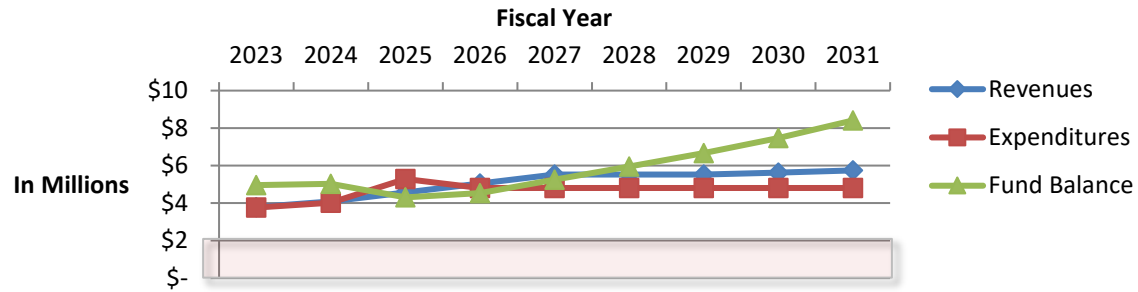
Fiscal Year	2023	2024	2025	2026	2027	2028	2029	2030	2031
Revenues	\$ 16,179,666	\$ 17,006,435	\$ 18,485,432	\$ 19,510,518	\$ 20,133,014	\$ 20,211,095	\$ 20,644,775	\$ 21,057,670	\$ 21,478,824
Expenditures	\$ 12,384,442	\$ 16,936,840	\$ 17,994,940	\$ 16,925,494	\$ 16,770,994	\$ 16,770,994	\$ 16,770,994	\$ 16,770,994	\$ 16,770,994
Fund Balance	\$ 19,257,897	\$ 19,327,492	\$ 19,817,984	\$ 22,403,008	\$ 25,765,027	\$ 29,205,128	\$ 33,078,909	\$ 37,365,586	\$ 42,073,416

Notes:

Current HB 5 authority is split equally between fiscal years 2024 and 2025

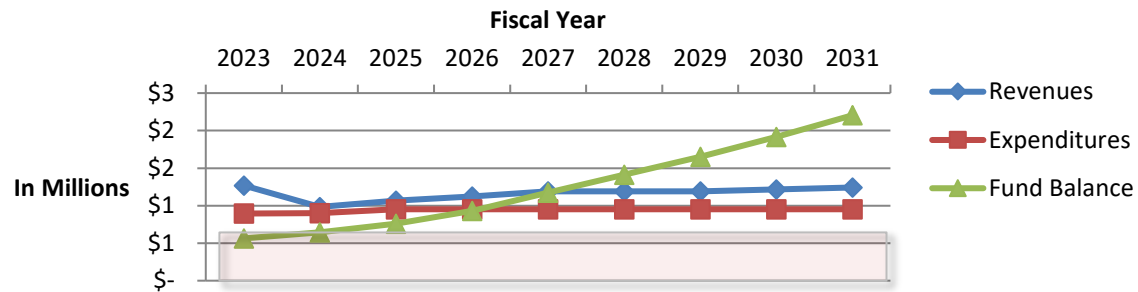
HB 5 requests are split equally between fiscal years 2026 and 2027

FWP Parks & Outdoor Recreation Big 4 Fund 02274 Balance 27 Session



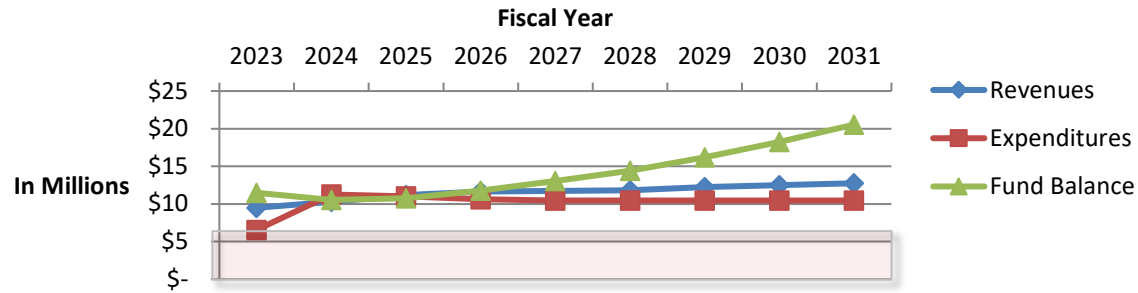
Fiscal Year	2023	2024	2025	2026	2027	2028	2029	2030	2031
Revenues	\$ 3,786,812	\$ 4,088,026	\$ 4,565,427	\$ 5,042,829	\$ 5,520,231	\$ 5,520,231	\$ 5,520,231	\$ 5,630,635	\$ 5,743,248
Expenditures	\$ 3,764,347	\$ 4,019,689	\$ 5,285,696	\$ 4,812,754	\$ 4,812,754	\$ 4,812,754	\$ 4,812,754	\$ 4,812,754	\$ 4,812,754
Fund Balance	\$ 4,959,309	\$ 5,027,646	\$ 4,307,377	\$ 4,537,452	\$ 5,244,929	\$ 5,952,406	\$ 6,659,882	\$ 7,477,763	\$ 8,408,257

FWP Parks & Outdoor Recreation Big 4 Fund 02408 Balance 27 Session



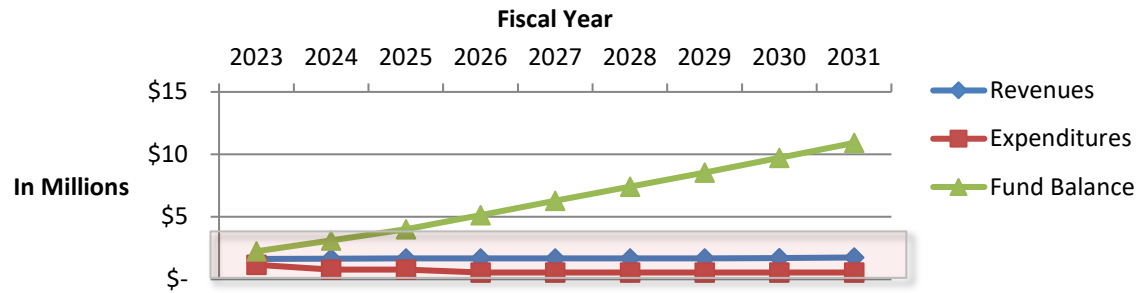
Fiscal Year	2023	2024	2025	2026	2027	2028	2029	2030	2031
Revenues	\$ 1,268,580	\$ 983,248	\$ 1,066,602	\$ 1,124,250	\$ 1,191,783	\$ 1,191,783	\$ 1,191,783	\$ 1,215,618	\$ 1,239,931
Expenditures	\$ 894,753	\$ 902,149	\$ 951,711	\$ 951,711	\$ 951,711	\$ 951,711	\$ 951,711	\$ 951,711	\$ 951,711
Fund Balance	\$ 563,481	\$ 644,581	\$ 759,472	\$ 932,010	\$ 1,172,082	\$ 1,412,154	\$ 1,652,225	\$ 1,916,133	\$ 2,204,352

FWP Parks & Outdoor Recreation Big 4 Fund 02411 Balance 27 Session



Fiscal Year	2023	2024	2025	2026	2027	2028	2029	2030	2031
Revenues	\$ 9,492,344	\$ 10,291,894	\$ 11,185,267	\$ 11,662,313	\$ 11,739,875	\$ 11,817,956	\$ 12,251,636	\$ 12,496,669	\$ 12,746,602
Expenditures	\$ 6,560,035	\$ 11,244,906	\$ 10,986,955	\$ 10,613,419	\$ 10,458,919	\$ 10,458,919	\$ 10,458,919	\$ 10,458,919	\$ 10,458,919
Fund Balance	\$ 11,490,389	\$ 10,537,376	\$ 10,735,687	\$ 11,784,581	\$ 13,065,537	\$ 14,424,574	\$ 16,217,291	\$ 18,255,041	\$ 20,542,723

FWP Parks & Outdoor Recreation Big 4 Fund 02412 Balance 27 Session



Fiscal Year	2023	2024	2025	2026	2027	2028	2029	2030	2031
Revenues	\$ 1,631,930	\$ 1,643,266	\$ 1,668,136	\$ 1,681,126	\$ 1,681,126	\$ 1,681,126	\$ 1,681,126	\$ 1,714,748	\$ 1,749,043
Expenditures	\$ 1,165,307	\$ 770,096	\$ 770,578	\$ 547,610	\$ 547,610	\$ 547,610	\$ 547,610	\$ 547,610	\$ 547,610
Fund Balance	\$ 2,244,718	\$ 3,117,889	\$ 4,015,447	\$ 5,148,963	\$ 6,282,479	\$ 7,415,995	\$ 8,549,511	\$ 9,716,649	\$ 10,918,083