







BONUS POINT DRAWING STATISTICS

Item Description	District	Residency	Number of Points	Number of Applications	Number of Successes	% Successful
ELK B LICENSE	007-00	RESIDENT LANDOWNER	1	7	7	100
ELK B LICENSE	007-00	RESIDENT LANDOWNER	3	1	1	100
ELK B LICENSE	007-00	RESIDENT LANDOWNER		5	5	100
ELK B LICENSE	007-00	RESIDENT	1	395	366	92.66
ELK B LICENSE	007-00	RESIDENT	2	81	81	100
ELK B LICENSE	007-00	RESIDENT	3	13	13	100
ELK B LICENSE	007-00	RESIDENT	4	3	3	100
ELK B LICENSE	007-00	RESIDENT	5	5	5	100
ELK B LICENSE	007-00	RESIDENT		327	241	73.7
ELK B LICENSE	007-00	NONRESIDENT LANDOWNER	1	1	1	100
ELK B LICENSE	007-00	NONRESIDENT	1	132	23	17.42
ELK B LICENSE	007-00	NONRESIDENT	2	53	27	50.94
ELK B LICENSE	007-00	NONRESIDENT	3	30	18	60
ELK B LICENSE	007-00	NONRESIDENT	4	2	2	100
ELK B LICENSE	007-00	NONRESIDENT		81	7	8.64
ELK B LICENSE TOTAL	007-00			1136	800	70.42

Example: 2023

-  This column indicates the residency and/or landowner preference status of applicants. There are four (4) potential categories of applicants: resident landowner, nonresident landowner, resident, and nonresident.
-  This column indicates the number of bonus points applicants held within their respective residency category.
-  This column indicates the number of first-choice applications for this opportunity with the number of bonus points displayed in the column to the left by residency/landowner category two columns to the left.
-  This column indicates the number of successful applications displayed in the column to the left in drawing this opportunity.
-  This column indicates the percentage of successful applications (# of applications/# of successes).
-  This row indicates the total number of first-choice applications and the amount/percentage of those which were successful for this opportunity (007-00).