

Whitefish Lake













State Park

Map Key

This Park Encourages Leave No Trace Principles

- *Plan ahead & prepare.
- *Travel & camp on durable surfaces.
- *Dispose of waste properly.
- *Be considerate of other visitors.
- *Minimize campfire impacts.
- *Leave what you find.
- *Respect wildlife.



-  Park Office
-  Public Restroom
-  Camping Sites
-  Tent Camping Sites
-  Public Telephone
-  Parking Area
-  Picnic Area
-  Firewood
-  Boat Launch
-  Swimming Area
-  FWP Land Ownership
-  Other Land Ownership

WHITEFISH LAKE

Dog Bay

SWIMMING AREA


PICNIC AREA AND SHELTER

CAMP SITES 1-13

CAMP SITES 22-23

TENT SITES 14-21

YOU ARE HERE

 This park recycles. Please use bins located at dump sites and throughout the park.

PARK OFFICE

WHITEFISH / US93

500 FEET

Railroad Tracks

