




NONRESIDENT COMBINATION LICENSE PREFERENCE POINT STATISTICS

Big Game & Elk Combo Drawing Stats				
2023 Total Applications 30,985				
Preference Points	Percent Drawn	Total Applications	Number of Successful Applications	Total Quota 17,000
3 -2.2	100%	4,138	4,138	75% of quota = 12,750 licenses for those with PP.
2	83.90%	10,259	8,612	
1.8 -.2	0%	9,443	0	25% of quota = 4,250 licenses for those without PP.
0	60.20%	7,055	4,250	

 The range of preference points it took to guarantee a successful draw.

 The threshold where some applicants draw, and some don't. Drawings are randomized amongst those at this preference point threshold.

 The range of preference points in which no applicants successfully drew a license. In this case, the entire quota for the preference point pool was already drawn by those with 2 points or more. Preference points are retained by those who are not successful in drawing.

 Applicants who enter the drawing with zero preference points are drawn completely at random, separately from those with preference points.

MCA 87-2-115: establishes that 75% of nonresident combination licenses shall be awarded in the order of which applicants have purchased the greatest number of preference points, and the other 25% are awarded to applicants who have not purchased any preference points.